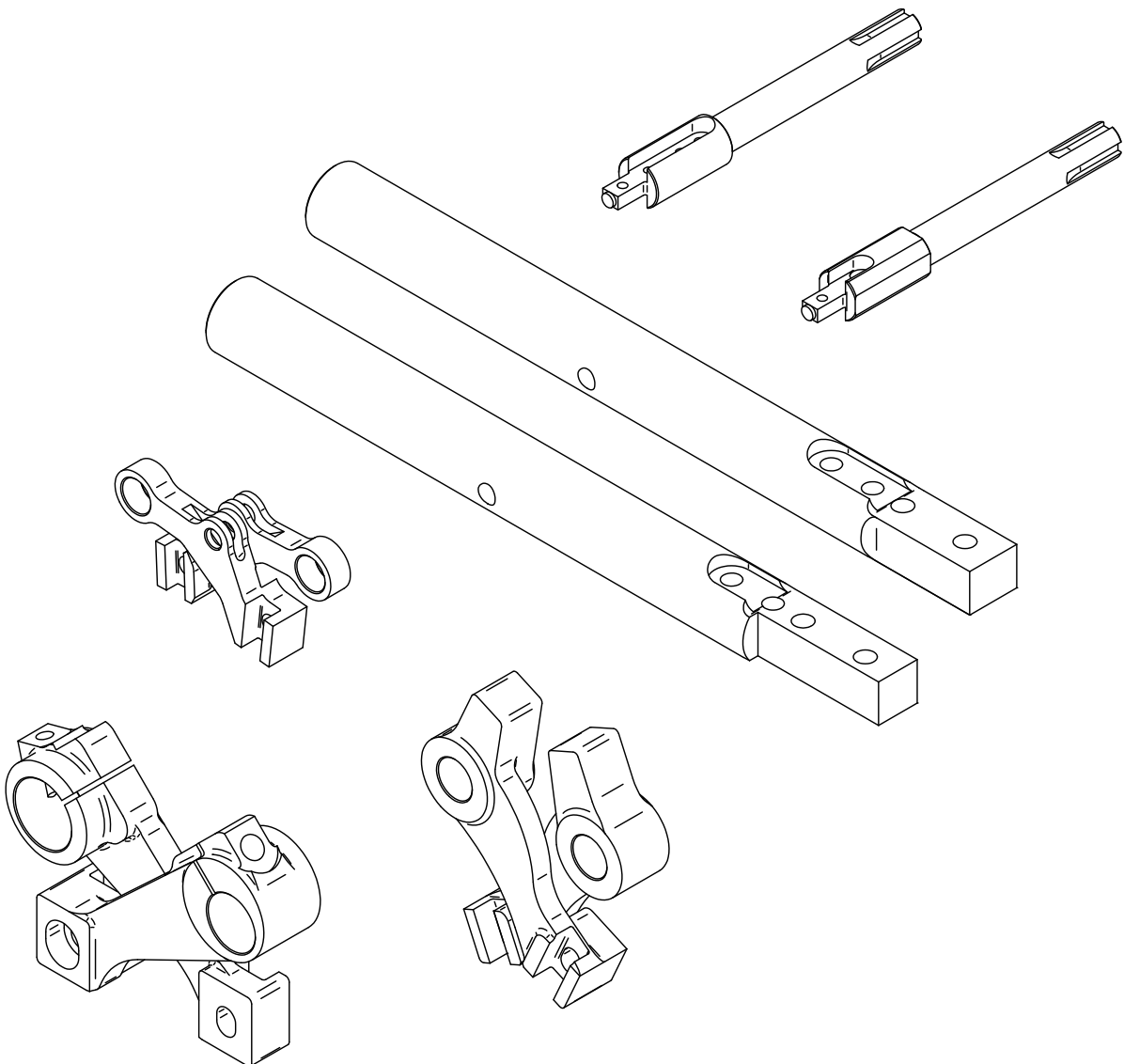


Sakamura



**When quoting or placing an order,
specify the following:**

- **Catalog & Page Number**
- **Machine Size**
- **Key Number**
- **Quantity**
- **Part Number (if available)**

**Please provide sample parts or prints
for items not found in this catalog.**

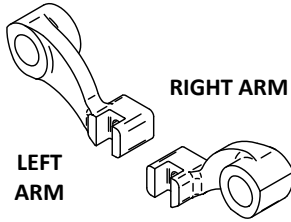
We at Star Metal Products look forward to serving you, and encourage you to review the following terms and conditions to ensure a mutually successful business transaction.

- Terms are net 30 days from shipment, F.O.B. Ourdock, Westlake, Ohio Freight Collect. All prices subject to change without notice.
- Our minimum billing is \$50.00
- Quotations are valid for 90 days unless otherwise specified.
- Star Metal Products Blanket Order Policy
Duration: Blanket Orders will be held for a maximum time period of six months. Any line item open six months from the date of receipt of customer order will ship automatically. Duration of blanket order may extend up to one year, only if specific release quantities and release dates are supplied with customer order.

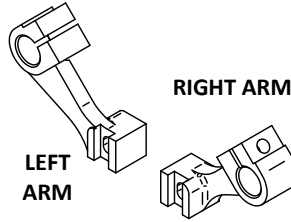
Releases: Upon completion of job order, 25% of each line item (with a minimum of 1 piece) will be shipped to customer. The balance of each line item will be held for release by customer within the six month time frame.
- Cancellation will be subject to a charge for any applicable material used and labor employed for work in progress.
- Returns: We regret that positively no tooling may be returned without factory authorization. Returns must be made within 60 days of receiving merchandise. We will not be responsible for shipping charges incurred by customers that deviate from this policy. We reserve the right to only repair tooling accepted under these conditions.

BP SERIES

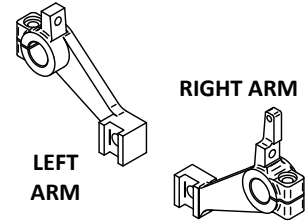
STYLE 1



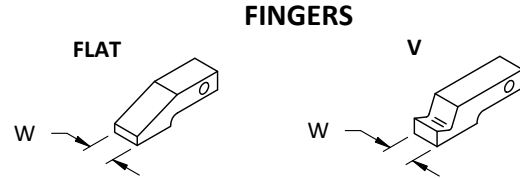
STYLE 2



STYLE 3



Machine Size	Style 1	Style 2	Style 3
BP-420SS	BP-420SS1	BP-420SS2	BP-420SS3
BP-425SS	BP-425SS1	BP-425SS2	BP-425SS3
BP-430SS	BP-430SS1	BP-430SS2	BP-430SS3
BP-440SS	BP-440SS1	BP-440SS2	BP-440SS3
BP-450SS	BP-450SS1	BP-450SS2	BP-450SS3
BP-460SS	BP-460SS1	BP-460SS2	BP-460SS3
BP-470SS	BP-470SS1	BP-470SS2	BP-470SS3
BP-480	BP-4801	BP-4802	BP-4803
BP-490	BP-4901	BP-4902	BP-4903
BP-4100	BP-41001	BP-41002	BP-41003
BP-4120	BP-41201	BP-41202	BP-41203
BP-440L	BP-440L1	BP-440L2	BP-440L3
BP-440UL	BP-440UL1	BP-440UL2	BP-440UL3
BP-450L	BP-450L1	BP-450L2	BP-450L3
BP-450UL	BP-450UL1	BP-450UL2	BP-450UL3
BP-460L	BP-460L1	BP-460L2	BP-460L3
BP-460UL	BP-460UL1	BP-460UL2	BP-460UL3
BP-490L	BP-490L1	BP-490L2	BP-490L3

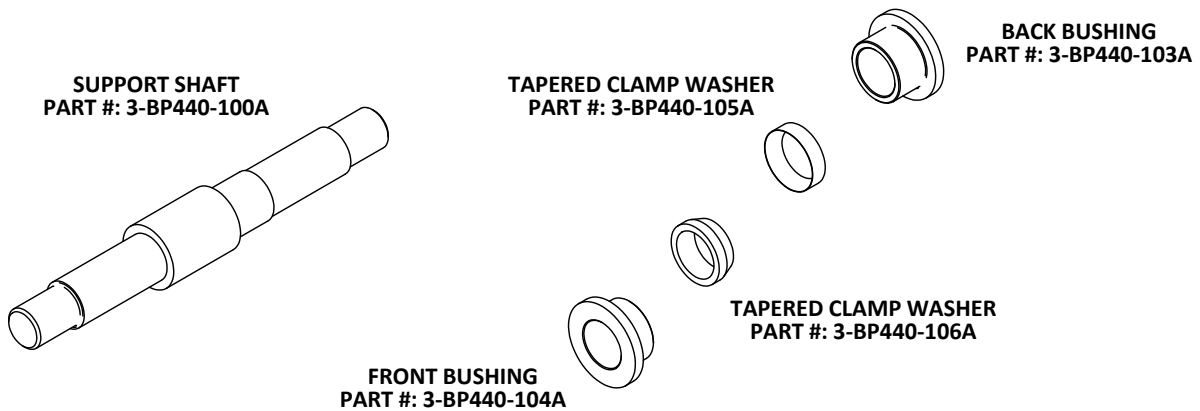


SPECIFY ARMS
 - PART #
 - LEFT OR RIGHT

FINGERS
 - MACHINE SIZE
 - FLAT OR V
 - WIRE DIA.
 - W

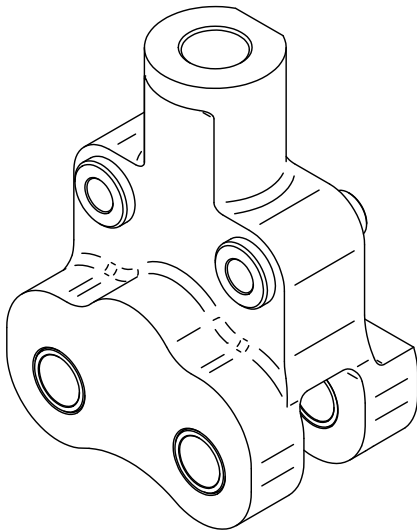
(MAY REQUIRE SAMPLE PART OR PRINT)

BP 440



BP 450

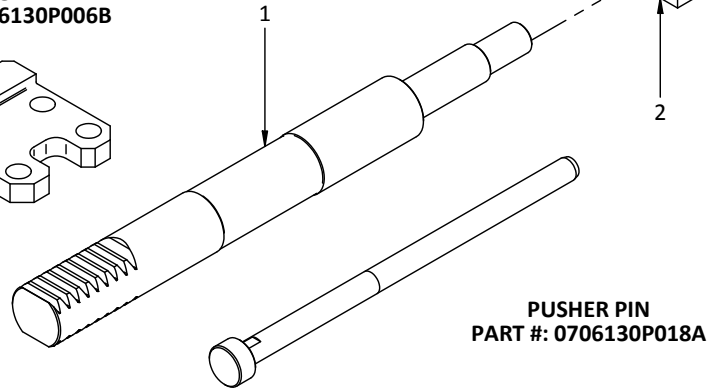
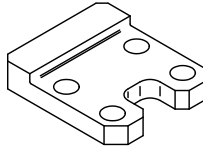
TRANSFER HOUSING BODY
PART #: 0706130P019A01



RACK GEAR
PART #: 0706130P011A01

Key #	Part #	Description
1	0706130P011A01	GEAR
2	0706130P011A02	CLAMP

PKO WEDGE PLATE
PART #: 0706130P006B

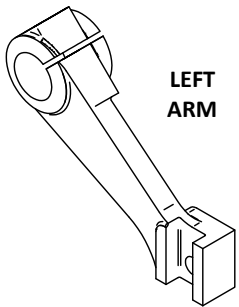


PUSHER PIN
PART #: 0706130P018A

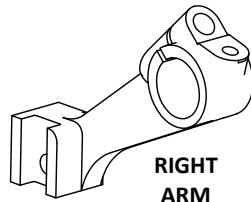
BPF SERIES

Machine Size	Left Arm	Right Arm
BPF-530	3-BPF530AL	3-BPF530AR
BPF-560	3-BPF560AL	3-BPF560AR
BPF-670	3-BPF670AL	3-BPF670AR

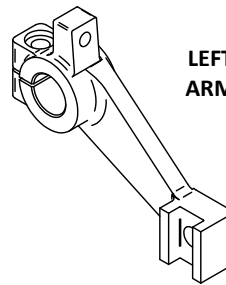
Machine Size	Left Arm	Right Arm
BPF-525	3-BPF525AL	3-BPF525AR
BPF-540	3-BPF540AL	3-BPF540AR



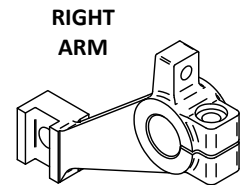
LEFT
ARM



RIGHT
ARM

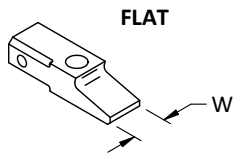


LEFT
ARM



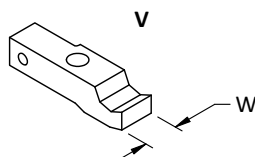
RIGHT
ARM

FINGERS



FLAT

W



V

W

SPECIFY
ARMS

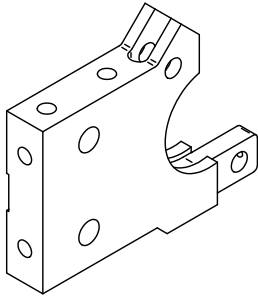
- PART #
- LEFT OR RIGHT

FINGERS

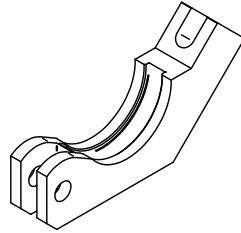
- MACHINE SIZE
- FLAT OR V
- WIRE DIA.
- W

(MAY REQUIRE SAMPLE PART OR PRINT)

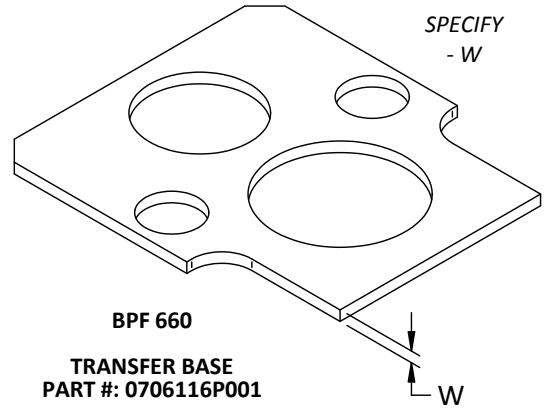
BPF SERIES



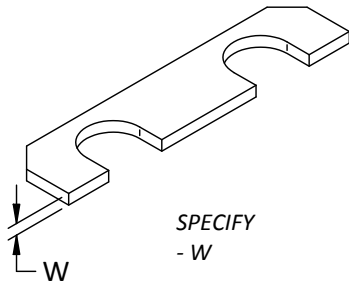
BPF 560 & 660, S 340
CUT OFF KNIFE BASE
PART #: 0706117P001



BPF 560 & 660, S 340
CLAMP
PART #: 0706117P003




BPF 660
TRANSFER BASE
PART #: 0706116P001



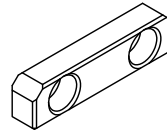
BPF 660
TRANSFER SPACER
PART #: 0706116P002



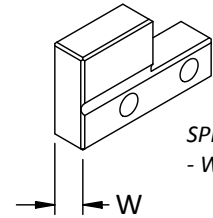
BPF 560L & 660, S 340
FULCRUM PIN
PART #: 0706117P007



BPF 660, S 340
KNIFE CLAMP BOLT
PART #: 0706117P004



BPF 560 & 660, S 340
HORIZONTAL ADJUSTING PLATE
PART #: 0706117P005



BPF 560 & 660, S 340
VERTICAL ADJUSTING PLATE
PART #: 0706117P006

S SERIES

Machine Size	Left Arm	Right Arm
S-325SS	3-S325SSAL	3-S325SSAR
S-330SS	3-S330SSAL	3-S330SSAR
S-340SS	3-S340SSAL	3-S340SSAR
3-350	3-S350AL	3-S350AR
S-325UL	3-S325AUL	3-S325AUR
S-330L	3-S330AL	3-S330AR
S-330LL	3-S330ALL	3-S330ARL
S-340LS	3-S340ALS	3-S340ARS
S-350LS	3-S350ALS	3-S350ARS

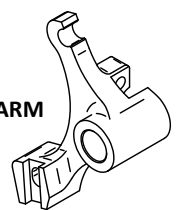
SPECIFY
ARMS
 - PART #
FINGERS
 - MACHINE SIZE
 - FLAT OR V
 - WIRE DIA.
 - W

(MAY REQUIRE SAMPLE PART OR PRINT)

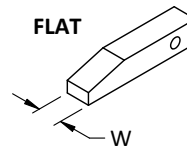
LEFT ARM



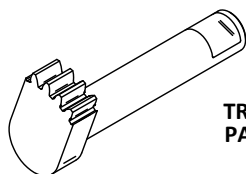
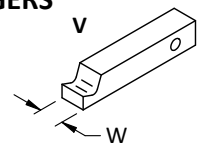
RIGHT ARM



FLAT

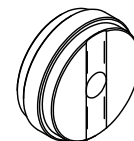


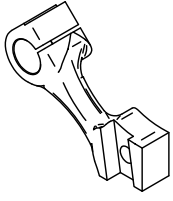

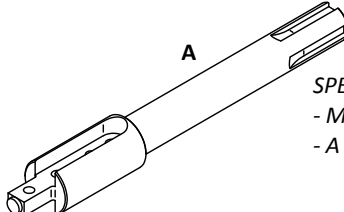
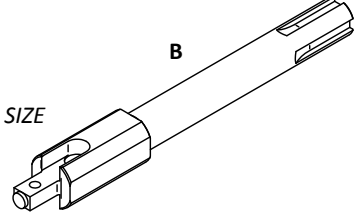
FINGERS

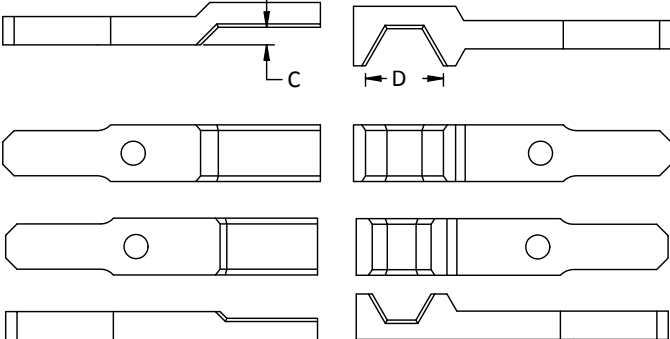
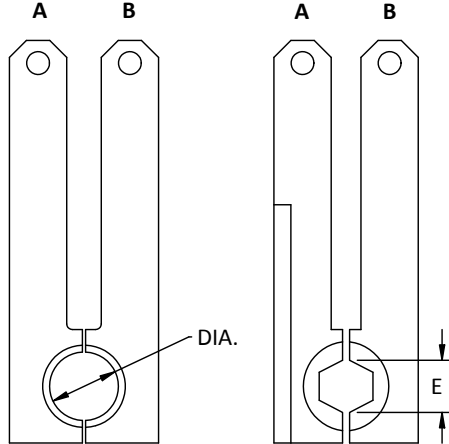


S 330
TRANSFER GEAR
PART #: 330-573

S 340
KNIFE
PART #: 0706117P002

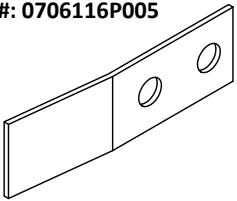


<h2 style="margin: 0;">MPF SERIES</h2> <div style="display: flex; justify-content: space-around; align-items: center;"> <div style="text-align: center;">  <p>RIGHT TRANSFER ARM PART #: 3-MPF-515MAR</p> </div> <div style="text-align: center;">  <p>LEFT TRANSFER ARM PART #: 3-MPF-515MAL</p> </div> </div>	<h2 style="margin: 0;">NF SERIES</h2> <p>CHUCK SPINDLES # 0 - # 5 STATIONS</p> <div style="display: flex; justify-content: space-around; align-items: center;"> <div style="text-align: center;">  <p>A</p> </div> <div style="text-align: center;">  <p>B</p> </div> </div> <p style="text-align: center;">SPECIFY - MACHINE SIZE - A or B</p>
---	---

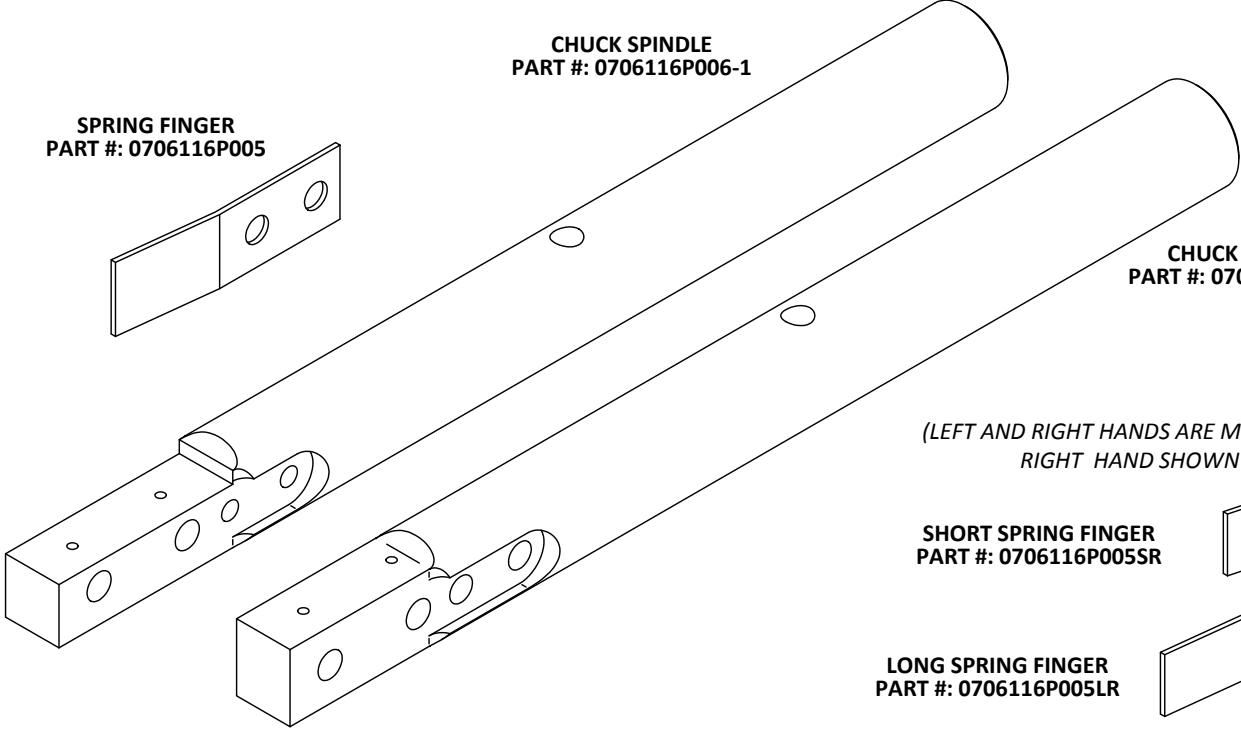
<p>REGULAR # 1 & # 2 STATIONS</p> 	<p>(SOME PARTS MAY REQUIRE A SAMPLE PART OR PRINT)</p>	<p>SS # 2 - # 5 STATIONS</p> 
<p>SPECIFY - REGULAR OR SS - STATION # - C, D, DIA., OR E - SIDE A OR B (AS NEEDED)</p>		
<p>SS # 1 & # 2 STATIONS</p>		

PF SERIES


SPRING FINGER
PART #: 0706116P005



CHUCK SPINDLE
PART #: 0706116P006-1

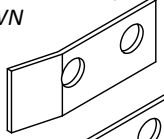


CHUCK SPINDLE
PART #: 0706116P003-1



(LEFT AND RIGHT HANDS ARE MIRRORED)
RIGHT HAND SHOWN

SHORT SPRING FINGER
PART #: 0706116P005SR



LONG SPRING FINGER
PART #: 0706116P005LR

